The OF Series is the latest breakthrough for ELGi. We're a 50+ year-old company who has risen to become one of the world's largest manufacturers of air compressors. Our rapidly expanding global footprint now spans 73 countries, 20 offices and 280 distributors. Our global resources include :

- Leader in technology-embedded products - One of the select few companies in the world to design and develop our own two stage oil free screw compressors.
- Compressed air solution provider covering the entire air compression technology spectrum of rotary screw, reciprocating and centrifugal compressors.
- Designs and manufacturers wide range of proprietary oil-lubricated and dry screw air ends in the world.
- Employs more than 350 engineers world wide focused on design, development and manufacturing.
- Multiple manufacturing hubs with local products assembly world wide.
- Over 2 million ELGi compressors power businesses around the globe

World-Class Products. Global Reach. Local Service.

Our rapidly expanding global footprint now spans **73** countries, **20** offices and more than **280** distributors.

UPTIME™ ASSURANCE

Overseas Offices

Bangladesh : ELGi Equipments Ltd., Sonartori Tower (15 & 16 Floor), No.12, Biponon C/A, Sonargon Road, Dhaka-1000. Ph: 880-9671453-65, Fax : 880-2 8616148, Email: nazim@elgi.com | **Srilanka** : S.G. Arcade, 2nd Floor, No.441, Sri Sangaraja Mawatha, Colombo-10, Ph: 00 - 94-11-2392425, Fax: 00-94-11-4737412. Email: elgisupport@slnet.lk **Thailand**: Elgi Equipment's Ltd., 223/61 Country Complex A 14th Floor, Sanphawut Road, Bangna Bangkok-10260. Email: thailand-enquiry@elgi.com, Toll-Free No.1800-13201-2905, Web: www.elgi.co.th | **Malaysia** : ELGi Equipments Limited No 2A-4-6, Jalan Jubli Perak, 22/1, Section 22, 40400, Shah Alam, Malaysia, Ph: +603 55693544, Fax: +603-55693544, E-mail: malaysia-enquiry@elgi.com, Web: www..elgi.com.my

Wholly Owned Subsidiaries

China : ELGi Equipments (ZheJiang) Limited, No. 6 Building, No.466 Yunhai Road JiaXing, ZheJiang, P.R. China-314033. Ph: +86 (0) 573 82551120/33/22, Fax: +86(0)573 82551115 : ELGi Compressors Trading (Shanghai) Co. Ltd., Room 912 No. 8 &9 Lane 1500, South Lianhua Road, Min Hang District, Shanghai, P.R. China-201108, Ph:+86(0) 21 33581191, Fax : + 86 (0)21 33581190, Email: enquiry.cn@elgi.com, Web: www.elgi.com.cn | **Middle East** : Elgi Gulf (FZE), P.O. Box: 120695, Q4-081, SAIF Zone, Sharjah, U.A.E. Ph : +971 6 557 9970, Fax : + 971 6 557 9980, Email : gulfenquiry@elgi.com | **Brazil** : Elgi Compressores Do Brasil Importadora e Exportadora Ltda., Avenida Emilio Checchinato, 4195 - B: Cep : 13295 - 000, Bairro: Sao Roque da Chave: Itupeva - SP, Brazil. Email: contacto@elgi.com.br, Web: www.elgi.br | **France** : SAS Belair, Zone Espace leaders; 156 rue de Moutti-Sud: 74540 Alby Sur Cheran, France. Ph : 04 50 68 20 57, Fax : 04 50 68 22 61, Email: enquiry@belair.fr | **Australia** : Elgi Equipments Australia Pvt Ltd., 38. Richland Avenue, Coopers Plain QLD 4108 Australia. Ph: +61-7-3106 0589, Fax: +61-7-3106 0537, Email: Enquiry@elgi.com.au, web: www.elgi.com.au | **Italy** : ELGI Compressors Italy S.r.l., Rome(RM), Via Del Babuino 51, 00187 : ROTAIR Spa, Via Bernezzo 67, 12023 Caraglio (CN), Italy. Ph : +39 0171619676, Fax : +39 0171619677, E-mail : info@rotairspa.com. **USA** : ELGi Compressors USA, Inc. 1500 Suite N Continental boulevard, Charlotte, NC 28273 Phone: (704) 943-7966, web: www.elgi.us | **Indonesia** : PT ELGi Equipments Indonesia, Kawasan Pergudangan, BIZPARK Commercial Estate, Pulogadung Jl. Raya Bekai KM 21, 5 Blok A3 No. 12, Kel. Rawa Terate, Kec. Cakung, Pulogadung Jakarta Timur 13920. Phone: +62-21-46822216, 46827388, Email: indonesia-enquiry@elgi.com. Toll-free No. 0804-111-3544, Web: www.elgi.co.id.

ELGi™
Elgi Equipments Ltd.

CORPORATE OFFICE :
Singanallur, Coimbatore-641005, India, Tel: +91-422-2589555
Fax: +91-422-2573697 International Division: Fax: +91-422-2589401
Email: enquiry@elgi.com Visit us at www.elgi.com

Subsidiaries: ATS ELGi Think Long Run, BELAIR COMPRESSEURS D'AIR, Patton's Medical, ROTAIR

ISO 9001 : 2008 · ISO 14001 · ISO OHSAS 18001 · CE

D/3731/06/20/500/2015/09/01/S
CIN: L29120TZ1960PLC000351

ELGi™

Oil-Free Screw Air Compressors

CLASS oilfreeair for all sustainable air needs

Single-Stage OF-L Series: **90 - 160 kW**
Two-Stage OF Series: **90 - 450 kW**
Two-Stage Air-cooled Series: **90 - 170 kW**

UPTIME™ ASSURANCE

ELGi Oil-Free Technology

ELGi is one of the very few compressor companies to design and manufacture oil-free airends. With in-house oil-free technology, the compressors are engineered to deliver maximum uptime and reliability. ELGi's unique eta-V rotor design reduces pressure losses and increases stage efficiencies, leading to an optimized compressed air system.

Optimized component layout of the OF series machine provides easy serviceability with reduced service time. Incorporating superior safety norms, the compressors have not only low energy losses and low air outlet temperatures but are also highly reliable and compact. All these advanced features integrated into one simple design that drives maximum Reliability and Uptime.

UPTIME™ ASSURANCE

It's not about delivering compressed air anymore.. it's about delivering UPTIME™

Our Uptime brand is supported, and held up, by three strong pillars:

DESIGN

UPTIME Design
This speaks to the engineering and design of our products. Our R&D is dedicated to designing machines that run cooler, cleaner and longer... that are easy to service... with longer service intervals. Our commitment to an UPTIME DESIGN.

COMPONENTS

UPTIME Components
For so many of our customers, seeing is believing. They know a quality-builtmachine when they see it. That's why every part on a ELGi compressor is a quality part. From our proprietary air ends, to our use of leak-free hoses and piping.

ASSURANCE

UPTIME Assurance
Here is where we back our pledge, with industry-leading warranties, parts availability, loaner machines and call centers staffed by experts. All with the peace-of-mind customers have knowing their compressor is assembled locally.

ISO 8573-1, Class '0' Oil-free air

Applications

Oil free air is required where there is absolute intolerance of oil vapour presence in the entire manufacturing process

DIRECT **IMPACT**

INDIRECT **IMPACT**

BEVERAGE

FOOD

PHARMA

TEXTILE

POWER

METALS

OIL&GAS

CEMENT

AUTOMOTIVE

UPTIME
Design

ELGi's UPTIME Design

With Rack & Pinion capacity control system, there is no maintenance for over one million cycles » Lower cost of ownership

Without two-step control

With rack and pinion control

Gives an edge to operate numerous cycles in a minute with reduction in pressure band. This saves energy and maintains pressure discharge.

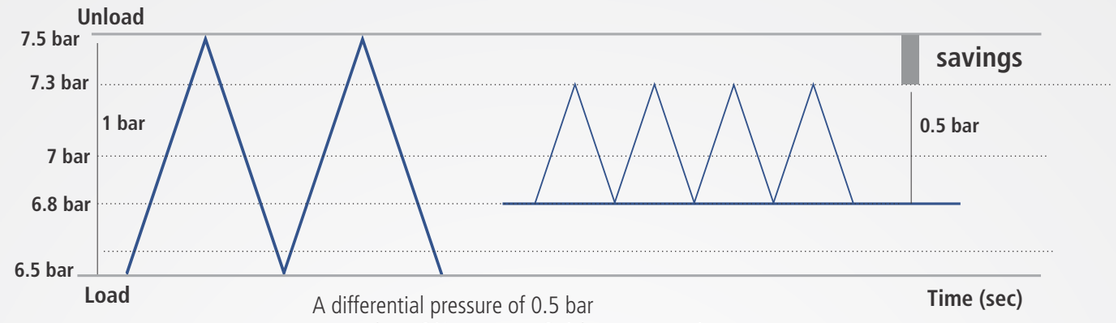

A differential pressure of 0.5 bar saves about 3% energy » Quicker return on investment

Reliability / Working Conditions

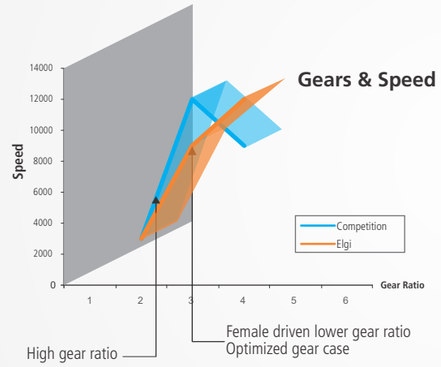

- Lower speed of airend » Gives better reliability due to lower gear ratio
- Usage of rigid Stainless Steel tubes » Improves product reliability and reduce maintenance
- Reduced pressure differential. Load unload pressure differential is 0.2 bar g » Reduces stress on the motor
- Tropical design » Ensures reliable operation at severe working temperatures (-5°C to 45°C)

Efficiency/Cost of Ownership

Low life cycle cost- High energy efficiency design delivering maximum UPTIME and lower cost of ownership

- Operates on low pressure cooling-water head » Reduced power consumption of feed water pumps
- Lower temperature differential of cooling water » Power saving by reduced cooling water pump sizing
- Optimized airend design » Deliver best efficiency of its class at different pressures and Quicker return on investment
- The OF series compressor package ensures that cooling water in-out temperature differential is only 8°C compared to other conventional systems of 14°C » Ensures lower thermal stress to the system, better fouling factor and lower cost of ownership

Consistent Air Quality

Consistent oil-free air meeting ISO8573-1 class 0 oil standards.

- Food grade coating is done where air contacts metal surface inside the compressor » Ensures consistent oil-free air without metal debris
- Pipes have special e-coating » Ensures consistently clean and oil-free air
- Optimized rotor clearances » Ensures consistent air delivery

UPTiME
Design

Intelligent Control for Consistent Air Quality and Increased UPTIME

- Reliability of the entire system is ensured by using a dedicated programmable Logic Controller (PLC)
- The PLC uses more than 15 safety interlocks gathering input from Analog and Digital modules



PLC- Optional with Customized Solutions

Add on features:

- DCS connectivity with Modbus
- Customized in-line with client requirement
- Shock pulse monitoring system

CLASS 0 OIL FREE AIR ISO 8573-1

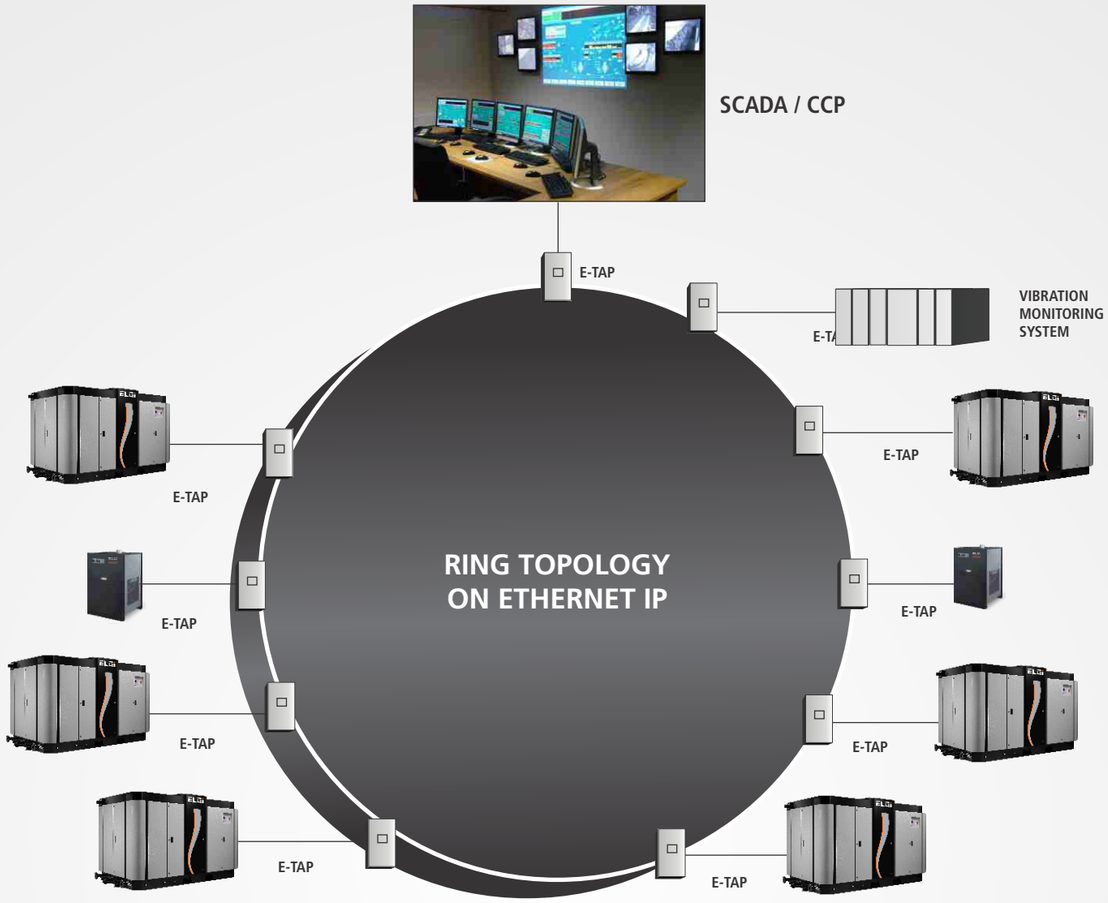

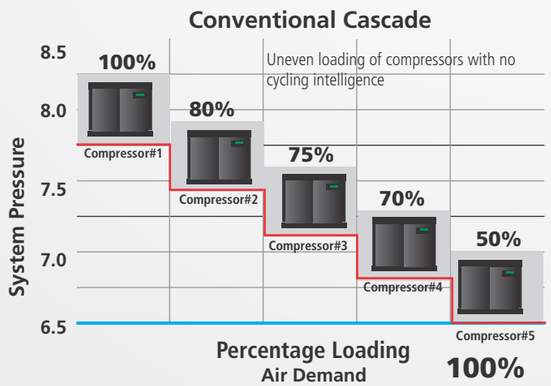

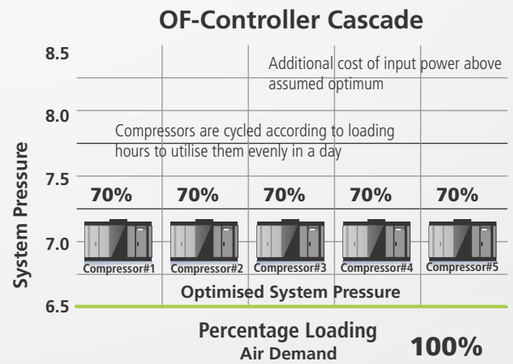

UPTiME Components

Every component in ELGi OF series starting from design, Manufacturing till quality testing embody the philosophy of UPTIME ASSURANCE. The materials used ensure long life, reliability and ruggedness under wide ambient conditions to provide you with oil-free air for uninterrupted and seamless productivity.

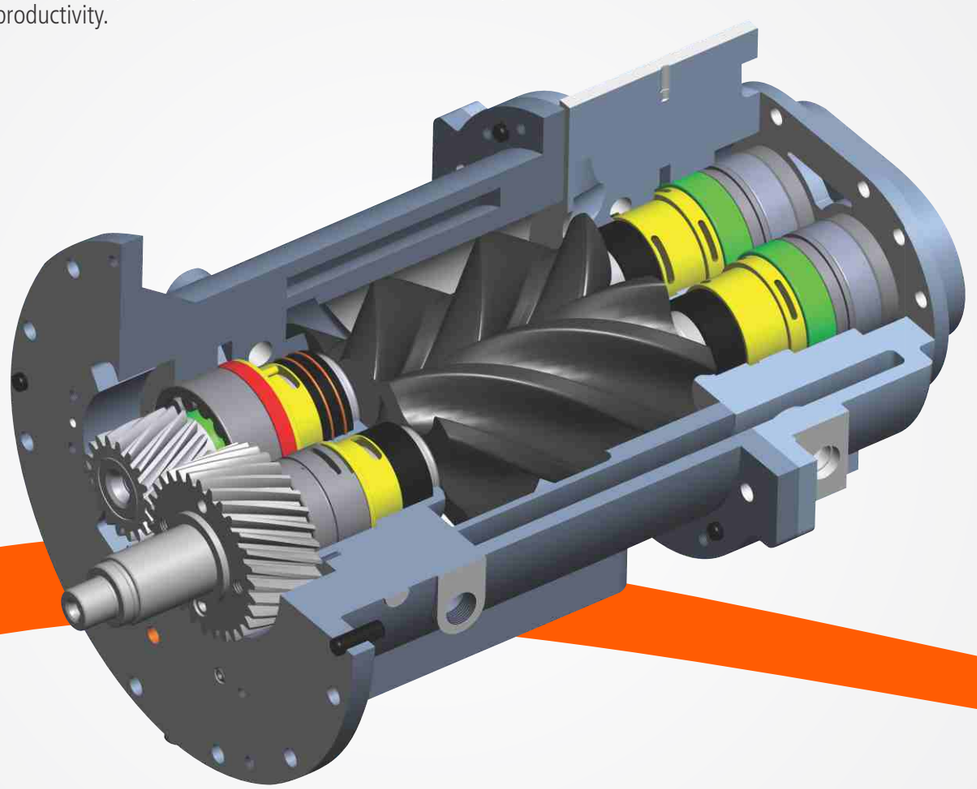



Bearings

- Special bearings running at relatively low speeds and high temperatures.
- Optimized for oil free compressor speeds and temperatures considering the load and unload conditions.



Oil Seal

- Non-contact type Visco seals made of Bronze
- Helical grooves cut with helix direction opposite to rotor rotation to prevent oil entry into compression chamber

Casing

- Completely coated with PP© coating (food grade)
- Water jackets are also coated with the same coating

CLASS OIL FREE AIR ISO 8573-1 + UPTiME™ ASSURANCE

Coolers

- Cupronickel coolers with water-in-tube system and is designed for temperature difference of max. 8°C
- Least fouling factor in its kind with best thermal efficiency

Rotor

- Patented eta-V profile with 3/5 lobe for high swept volume and lower pressure ratio
- Rotor operate at lower speed due to the patented profile and less inter-lobe Leakages
- Rotor and housing are coated with PTFE based food-grade PP© coating to resist corrosion and endure high temperatures up to 250° C. This results in optimum long term performance with no loss at efficiency.

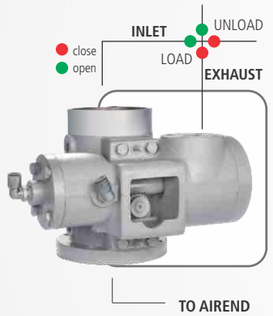

Capacity Control Valve

- Hydraulic rack and pinion type actuation
- Valve membrane made of stainless steel metal instead of elastomer
- More than one million cycles life tested
- Simultaneous closing of inlet valve and opening of blow off valve by rack and pinion to ensure safety and air-end life
- Lesser maintenance compared to electrically actuated valves

Air Seal

- Carbon impregnated SS floating type seals
- Axially locked by Belleville spring and radially locked by compressed air



Oil Pump

- Separate motor powered oil pump ensures lubrication before and during start of machine (ensuring no dry running of gears and bearings)
- All oil tubing is made of Stainless Steel to increase reliability

Timing Gears

- Helical gears, precision ground to DIN 4 quality and case hardened to minimize transmission losses and noise during operation
- Dynamically balanced to reduce vibrations by optimizing the loads on bearings and increase bearing life.

UPTiME
Assurance

Uptime Assurance Plan

48*-hour parts availability» Parts availability shouldn't be a limiting factor for your business. So all ELGi distributors stock high volumes of replacement filters and parts. However, if they don't have a specific part available, we'll ship it to you within 48* hours.

Competitive parts pricing» Genuine ELGi replacement parts and consumables (filters, oil etc.,) are key to protecting your OF series compressor and providing maximum uptime. That's why we offer them at competitive prices.

Loaner machines*» If your compressor goes down, we'll have it repaired within 48*-hours or we can offer you use of a loaner machine while yours is being repaired.

Customer Hotline» When you have service questions, you want to speak to a person, not a machine. You also want that person to be local and knowledgeable. That's why our customer hotline is staffed by industry professionals who know our products, and your business.

* Subject to conditions.

ELGi's full range of
After sales products and services



Genuine Spares
For enhancing performance and productivity

Compressor Health Check System and Service Agreements
For ensuring complete peace of mind

UPTiME™ ASSURANCE

Airend Exchange Program
For extending the life of your compressor

Air Audit System
Path to reducing compressed air cost

Improved Cost Of Ownership

In addition to ensuring UPTIME, ELGi OF series is designed to deliver quick returns on capital invested by reducing the operating cost.

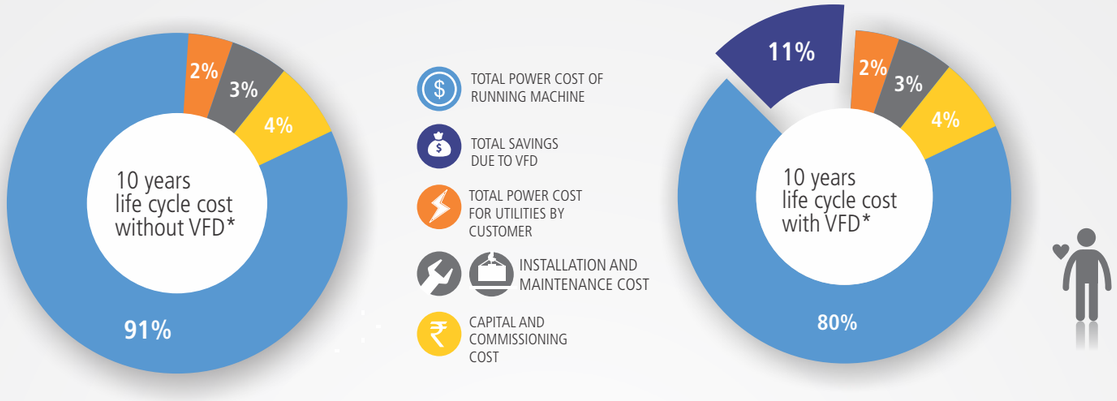

* Cost based on OF 275-7 model with VFD.
Values subject to change for different models

Reduced Installation Cost

Oil-Lubricated Compressed Air Supply System

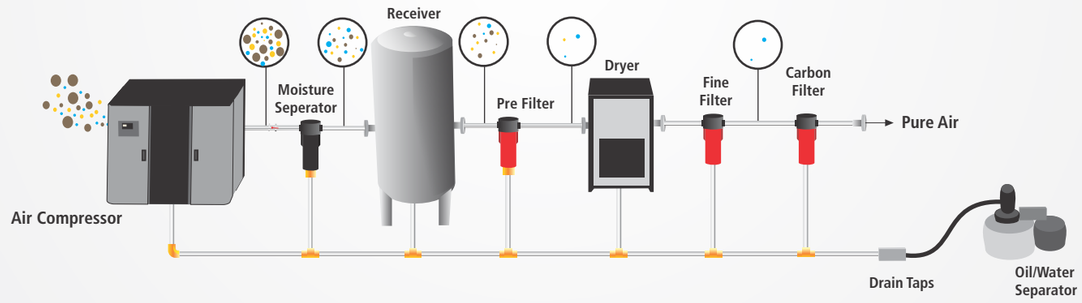

Oil-Free Compressed Air Supply System

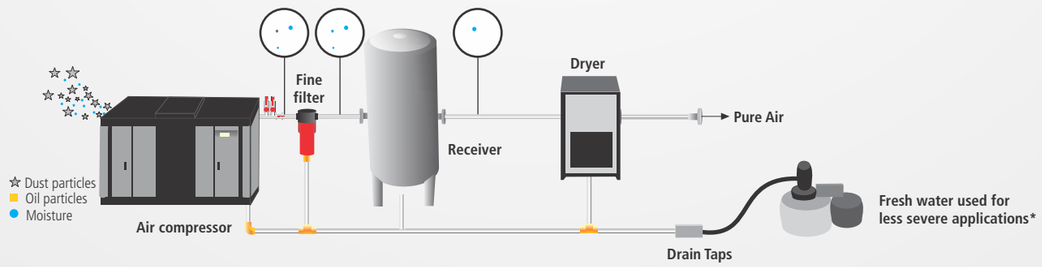

* Not suitable for human consumption

A Significant Value Addition

Downstream Accessories

ELGi provides a wide range of air-cure solutions for specific down stream air requirements

AIRMATE

Downstream filter

- Capacity : 19-1200 cfm
- Working pressure : 7-60 bar
- Filtration range: 1-3 microns

Drain valves

- Working pressure : 7-13 bar

Air receiver

- Capacity : 250-10000 ltrs.
- Working pressure : 7-60 bar
- Code of construction: ASME sec. VIII Div.I or IS 2825

Refrigeration air dryer

- Capacity : 10-2000 cfm
- Working pressure : 7-60 bar
- Min. Dew point: +3°C. PDP

WITH THE CONSERVE ENERGY SAVING ACCESSORIES AND AIRMATE DOWNSTREAM ACCESSORIES, ELGI IS STRIVING FOR A CLEAN, GREENER AND SUSTAINABLE FUTURE

AIRMATE

CONSERVE

CONSERVE

ENERGY SAVING ACCESSORIES

Variable Frequency Drives (VFD)

The ElGi CONSERVE VFD matches the compressor output to air demand by varying motor speed and hence the power consumption of the compressor reduces in line with the reduction in demand. The VFD eliminates frequent load-unload cycle and minimizes power wastage there by saving energy cost.

A fixed speed compressor operates on a load unload band of at least 0.5 bar (g) around the working pressure whereas with ElGi VFD, compressor can be operated within a band of 0.1 bar (g). Since the compressor is not operated under higher than working pressure requirements, there is substantial energy saving. Approximately, For every 0.1 bar (g) reduction in operating pressure, there is 1% power saving.

In a fixed speed compressor with Star-Delta starter, starting current is as high as three times the full load current (FLC). With ElGi VFD, starting current is less than the FLC. This helps to avoid using higher ratings of allied components like fuses, MCCB, cable size, generator rating, isolators etc.

For compressed air systems with fluctuating demand pattern, return on additional capital investment due to energy saved can be within few months.

Advantages:

Electrical:
- Low starting current
- High efficiency
- Improved power factor
- Reduced maximum demand

Mechanical:
- Minimum maintenance
- Reduced mechanical wear
- Smooth start
- Smooth control

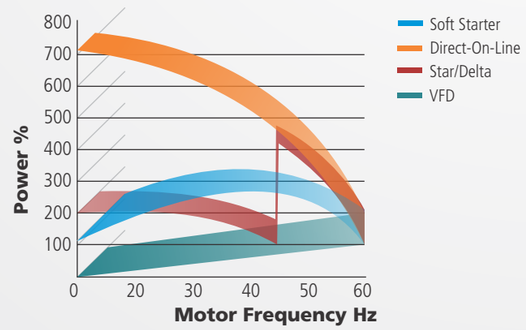

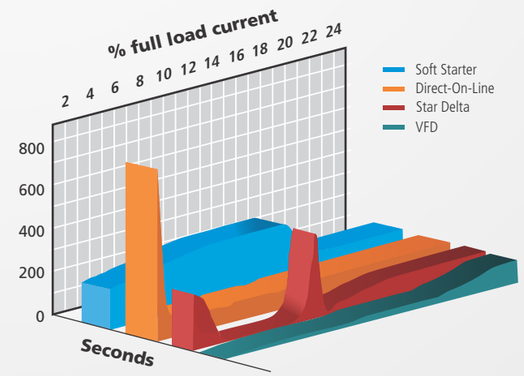

Air and Oil Flow Diagram

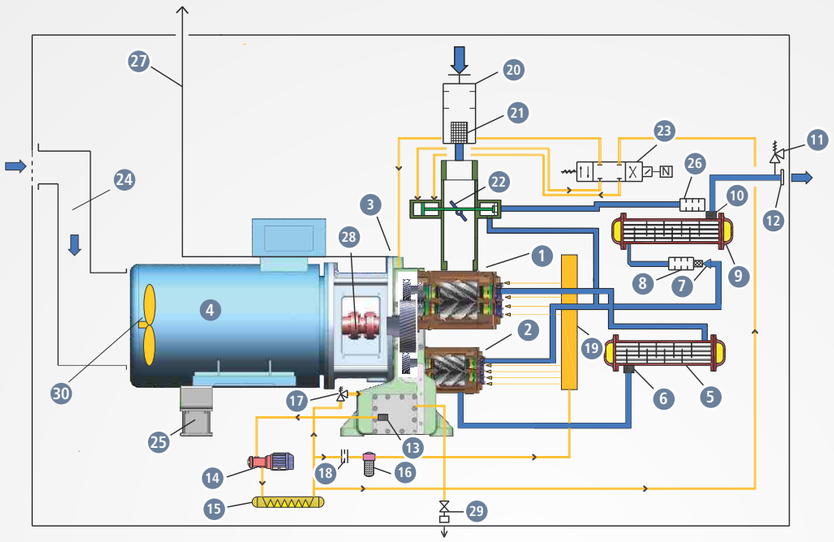

1. 1st stage air-end
2. 2nd stage air-end
3. Gear casing
4. Main motor
5. Intercooler
6. Mist separator
7. Check valve
8. Discharge silencer
9. Aftercooler
10. Mist separator
11. Safety valve
12. Discharge flange
13. Oil strainer
14. Oil pump
15. Oil cooler
16. Oil filter
17. Oil pressure regulator
18. Orifice plate
19. Oil header
20. Suction box panel
21. Intake air filter
22. Suction butterfly valve
23. 4-way solenoid valve
24. Ventilating air intake duct
25. Motor support
26. Blow-off silencer
27. Gear casing vent
28. Coupling
29. Oil drain valve
30. Motor fan

ELGi - Oil Free Product Family

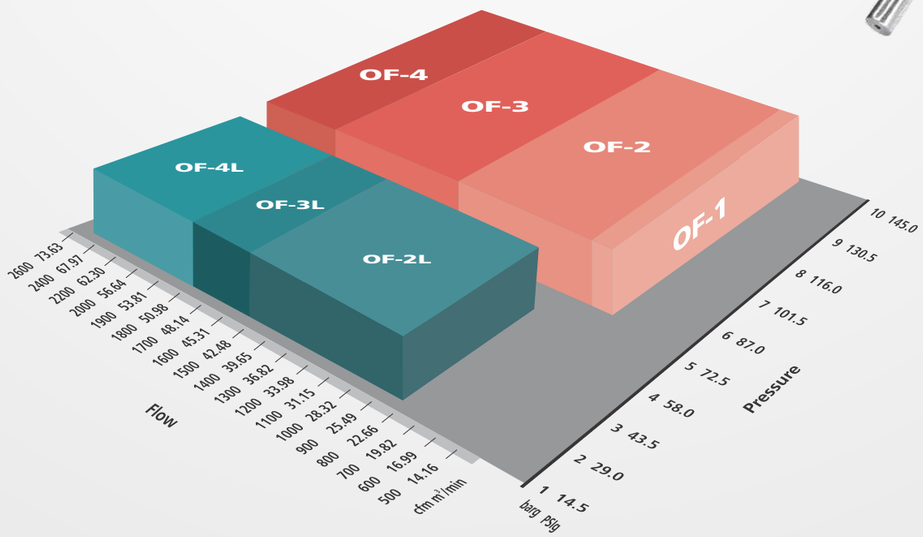

Oil-Free Air

FOR ALL SUSTAINABLE AIR NEEDS

Model	Nominal Power	FAD		Cooling Water Flow	Dimension	Weight
	kW	cfm	m^3/min	lpm	L x W x H (mm)	Kg
415V/380V- 50 Hz - 7 bar(g) Working Pressure						
OF-90	90	572	16.2	200.0	2955 x 1650 x 1850	4500
OF-110	110	675	19.1	233.0	2955 x 1650 x 1850	4500
OF-135	132	860	24.4	255.0	2955 X 1650 X 1850	4900
OF-145	160	880	24.9	305.0	2955 X 1650 X 1850	4900
OF-170	160	1077	30.5	400.0	2955 X 1650 X 1850	4900
OF-200E	200	1250	35.4	390.0	3500 X 1650 X 2050	6350
OF-200	200	1360	38.5	390.0	3500 X 1850 X 2050	6350
OF-210	250	1466	41.5	460.0	3500 X 1850 X 2050	6350
OF-250	250	1518	43.0	500.0	3500 X 1850 X 2050	6350
OF-265	275	1660	47.0	570.0	3500 X 1850 X 2050	6350
OF-275	275	1712	48.5	590.0	3500 X 1850 X 2050	6350
OF-300	315	1836	52.0	635.0	3500 X 1850 X 2050	6350
OF-355	355	2000	56.6	680.0	4200 X 2100 X 2550	9500
OF-400	400	2260	64.0	730.0	4200 X 2100 X 2550	9500
OF-450	450	2515	71.2	770.0	4200 X 2100 X 2550	9500
415V/380V- 50 Hz - 8 bar(g) Working Pressure						
OF-90	90	505	14.3	200.0	2955 x 1650 x 1850	4500
OF-110	110	600	17.0	233.0	2955 x 1650 x 1850	4500
OF-135	132	800	22.7	255.0	2955 X 1650 X 1850	4900
OF-145	160	815	23.1	305.0	2955 X 1650 X 1850	4900
OF-170	160	990	28.0	400.0	2955 X 1650 X 1850	4900
OF-200	200	1250	35.4	390.0	3500 X 1650 X 2050	6350
OF-210	250	1380	39.1	460.0	3500 X 1850 X 2050	6350
OF-250	250	1380	40.2	500.0	3500 X 1850 X 2050	6350
OF-265	275	1560	44.2	570.0	3500 X 1850 X 2050	6350
OF-275	275	1610	45.6	590.0	3500 X 1850 X 2050	6350
OF-300	315	1705	48.3	635.0	3500 X 1850 X 2050	6350
OF-355	355	1985	56.2	680.0	4200 X 2100 X 2550	9500
OF-400	450	2260	64.0	730.0	4200 X 2100 X 2550	9500
OF-450	500	2510	71.1	770.0	4200 X 2100 X 2550	9500
415V/380V- 50 Hz - 8.8 bar(g) Working Pressure						
OF-90	90	480	13.6	200.0	2955 x 1650 x 1850	4500
OF-110	110	565	16.0	233.0	2955 x 1650 x 1850	4500
OF-135	132	750	21.2	255.0	2955 X 1650 X 1850	4900
OF-145	160	775	21.9	305.0	2955 X 1650 X 1850	4900
OF-170	160	950	26.9	400.0	2955 X 1650 X 1850	4900
OF-200	200	1230	34.8	390.0	3500 X 1650 X 2050	6350
OF-210	250	1325	37.5	460.0	3500 X 1850 X 2050	6350
OF-250	250	1365	38.7	500.0	3500 X 1850 X 2050	6350
OF-265	275	1455	41.2	570.0	3500 X 1850 X 2050	6350
OF-275	275	1555	44.0	590.0	3500 X 1850 X 2050	6350
OF-300	315	1650	46.7	635.0	3500 X 1850 X 2050	6350
OF-355	400	1985	56.2	680.0	4200 X 2100 X 2550	9500
OF-400	450	2260	64.0	730.0	4200 X 2100 X 2550	9500
OF-450	500	2510	71.1	770.0	4200 X 2100 X 2550	9500

Oil-Free Air

FOR ALL SUSTAINABLE AIR NEEDS

Model	Nominal Power	FAD		Cooling Water Flow	Dimension	Weight
	kW	cfm	m^3/min	lpm	L x W x H (mm)	Kg
440V/460V/380V- 60 Hz - 7 bar(g) Working Pressure						
OF-90	110[1]	549	15.5	200.0	2955 x 1650 x 1850	4500
OF-110	110	669	18.9	233.0	2955 x 1650 x 1850	4500
OF-135	150	860	24.4	255.0	2955 X 1650 X 1850	4900
OF-145	150	880	24.9	305.0	2955 X 1650 X 1850	4900
OF-170	185	1077	30.5	400.0	2955 X 1650 X 1850	4900
OF-200	220	1351	38.3	390.0	3500 X 1650 X 2050	6350
OF-210	220	1468	41.6	460.0	3500 X 1850 X 2050	6350
OF-250	220	1509	42.7	500.0	3500 X 1850 X 2050	6350
OF-265	260	1654	46.8	570.0	3500 X 1850 X 2050	6350
OF-275	260	1688	47.8	590.0	3500 X 1850 X 2050	6350
OF-300	300	1809	51.2	635.0	3500 X 1850 X 2050	6350
440V/460V/380V- 60 Hz - 8 bar(g) Working Pressure						
OF-90	110	505	14.3	200.0	2955 x 1650 x 1850	4500
OF-110	110	619	17.5	233.0	2955 x 1650 x 1850	4500
OF-135	150	800	22.7	255.0	2955 X 1650 X 1850	4900
OF-145	150	815	23.1	305.0	2955 X 1650 X 1850	4900
OF-170	185	990	28.0	400.0	2955 X 1650 X 1850	4900
OF-210	220	1376	39.0	460.0	3500 X 1650 X 2050	6350
OF-250	220	1416	40.1	500.0	3500 X 1850 X 2050	6350
OF-265	260	1550	43.9	570.0	3500 X 1850 X 2050	6350
OF-275	260	1602	45.4	590.0	3500 X 1850 X 2050	6350
OF-300	300	1680	47.6	635.0	3500 X 1850 X 2050	6350
440V/460V/380V- 60 Hz - 8.8 bar(g) Working Pressure						
OF-90	110	480	13.6	200.0	2955 x 1650 x 1850	4500
OF-110	110	581	16.5	233.0	2955 x 1650 x 1850	4500
OF-135	150	750	21.2	255.0	2955 X 1650 X 1850	4900
OF-145	150	775	21.9	305.0	2955 X 1650 X 1850	4900
OF-170	185	950	26.9	400.0	2955 X 1650 X 1850	4900
OF-210	220	1327	39.6	460.0	3500 X 1650 X 2050	6350
OF-250	220	1366	38.7	500.0	3500 X 1850 X 2050	6350
OF-265	260	1414	40.9	570.0	3500 X 1850 X 2050	6350
OF-275	260	1506	42.6	590.0	3500 X 1850 X 2050	6350
OF-300	300	1646	46.6	635.0	3500 X 1850 X 2050	6350

1 : OF - 90 NEMA spec motor nominal power is 90kW

- Free Air Delivery (FAD) are tested as per ISO 1217 : 2009 - Annex C
- FAD indicated is for the full package measured at the outlet
- The water inlet pressure min to max is 2 bar(g) to 3.5 bar(g)
- The cooling water temperature rise is 8°C
- Weight indicated is approximate and actual can vary significantly
- Due to continuous improvements, specifications are subject to change without prior notice
- Displayed here is the standard range. For customized packages with different voltages , medium and high voltage motor, pressure variants (4.5 - 10 bar g for two stage machines), please contact our nearest sales office
- All standard packages can be offered with built in VFD. Please contact our nearest sales office for specifications and turndown details
- All mentioned packages are water cooled models only
- The ambient temperature operating conditions -5°C to 45°C
- All motors can be supplied for various country standards like ABNT, NEMA and IEC however packages(dimension & weight) may vary

Oil-Free Air

FOR ALL SUSTAINABLE AIR NEEDS

Model	Nominal Power	Working Pressure	FAD		Cooling Water Flow	Dimension	Weight
	kW	bar (g)	cfm	m^3/min	lpm	L x W x H (mm)	Kg
415V/380V- 50 Hz - 1.5 bar(g) Working Pressure							
OF-90 L	90	1.5	1116	31.6	180.0	3154 x 1650 x 1929	4250
OF-110-L	110	1.5	1438	40.7	230.0	3154 x 1650 x 1929	4600
OF-132-L	132	1.5	1760	49.8	265.0	3154 x 1650 x 1929	4600
415V/380V- 50 Hz - 2.0 bar(g) Working Pressure							
OF-90 L	90	2.0	1061	30.0	180.0	3154 x 1650 x 1929	4250
OF-110-L	110	2.0	1101	31.2	230.0	3154 x 1650 x 1929	4250
OF-132-L	132	2.0	1571	44.5	265.0	3154 x 1650 x 1929	4600
OF-160-L	160	2.0	1734	49.1	285.0	3154 x 1650 x 1929	4600
415V/380V- 50 Hz - 2.5 bar(g) Working Pressure							
OF-90 L	90	2.5	969	27.4	180.0	3154 x 1650 x 1929	4250
OF-110-L	110	2.5	1068	30.2	230.0	3154 x 1650 x 1929	4250
OF-132-L	132	2.5	1250	35.4	265.0	3154 x 1650 x 1929	4600
OF-160-L	160	2.5	1556	44.1	285.0	3154 x 1650 x 1929	4600
415V/380V- 50 Hz - 3.0 bar(g) Working Pressure							
OF-90 L	90	3.0	875	24.7	180.0	3154 x 1650 x 1929	4250
OF-110-L	110	3.0	964	27.3	230.0	3154 x 1650 x 1929	4250
OF-132-L	132	3.0	1081	30.6	230.0	3154 x 1650 x 1929	4600
OF-160-L	160	3.0	1379	39.0	285.0	3154 x 1650 x 1929	4600
415V/380V- 50 Hz - 3.5 bar(g) Working Pressure							
OF-90 L	90	3.5	749	21.2	180.0	3154 x 1650 x 1929	4250
OF-110-L	110	3.5	882	25.0	230.0	3154 x 1650 x 1929	4250
OF-132-L	132	3.5	995	28.2	265.0	3154 x 1650 x 1929	4600
OF-160-L	160	3.5	1209	34.2	285.0	3154 x 1650 x 1929	4600

- Free Air Delivery (FAD) are tested as per ISO 1217 : 2009 - Annex C
- FAD indicated is for the full package measured at the outlet
- The water inlet pressure min to max is 2 bar(g) to 3.5 bar(g)
- The cooling water temperature rise is 8°C
- Weight indicated is approximate and actual can vary significantly
- Due to continuous improvements, specifications are subject to change without prior notice
- Displayed here is the standard range. For customized packages with different voltages, medium and high voltage motor, please contact our nearest sales office
- All standard packages can be offered with built in VFD. Please contact our nearest sales office for specifications and turndown details
- All mentioned packages are water cooled models only.
- The ambient temperature operating conditions -5°C to 45°C

Oil-Free Air cooled models

FOR ALL SUSTAINABLE AIR NEEDS

Model	Nominal Power	Free Air Delivery (FAD)		Installed Fan motor	Dimension	Weight
	kW	cfm	m^3/min	kW	L x W x H (mm)	Kg
415V/380V- 50 Hz – 7.0 bar(g) Working Pressure						
OF-90 A	90	577	16.3	5.5	4300 x 1650 x 1850	5500
OF-110 A	110	671	19.0	5.5	4300 x 1650 x 1850	5500
OF-135 A	132	855	24.2	11.0	5000 x 1830 x 1850	6000
OF-145 A	160	889	25.2	11.0	5000 x 1830 x 1850	6000
OF-170 A	160	1085	30.7	11.0	5000 x 1830 x 1850	6000
415V/380V- 50 Hz – 8.0 bar(g) Working Pressure						
OF-90 A	90	509	14.4	5.5	4300 x 1650 x 1850	5500
OF-110 A	110	592	16.8	5.5	4300 x 1650 x 1850	5500
OF-135 A	132	793	22.5	11.0	5000 x 1830 x 1850	6000
OF-145 A	160	824	23.3	11.0	5000 x 1830 x 1850	6000
OF-170A	160	999	28.3	11.0	5000 x 1830 x 1850	6000
415V/380V- 50 Hz – 8.8 bar(g) Working Pressure						
OF-90 A	90	485	13.7	5.5	4300 x 1650 x 1850	5500
OF-110 A	110	567	16.1	5.5	4300 x 1650 x 1850	5500
OF-135 A	132	754	21.4	11.0	5000 x 1830 x 1850	6000
OF-145 A	160	785	22.2	11.0	5000 x 1830 x 1850	6000
OF-170 A	160	957	27.1	11.0	5000 x 1830 x 1850	6000

- Free Air Delivery (FAD) are tested as per ISO 1217 : 2009 - Annex C
- FAD indicated is for the full package measured at the outlet
- Weight indicated is approximate and actual can vary significantly
- Due to continuous improvements, specifications are subject to change without prior notice
- Displayed here is the standard range. For customized packages with different voltages, medium and high voltage motor, please contact our nearest sales office
- All standard packages can be offered with built in VFD. Please contact our nearest sales office for specifications and turndown details
- The ambient temperature operating conditions -5°C to 45°C

Whether you're running a welding shop, food processing plant or even a railroad, you can always count on ELGi to keep your air up, and your business running.

COMPRESSED AIR TECHNOLOGY SOLUTIONS

Elgi offers a complete portfolio of Industrial and portable, rotary screw, reciprocating and turbo compressors for a wide range of applications. Apart from designing and manufacturing the widest range of proprietary oil-lubricated airends, Elgi is one of the very few compressor companies to indigenously design and manufacture oil-free screw and turbo airends.

PRODUCT OFFERING

Elgi caters to every compressed air need of the customer. We cover a broad spectrum of air flow ranging from 10 to 5200 cfm (0.25-147 m^3/min) and pressures ranging from 21 to 580 psi g (1.5 to 40 bar g).

ELGi PRODUCT RANGE

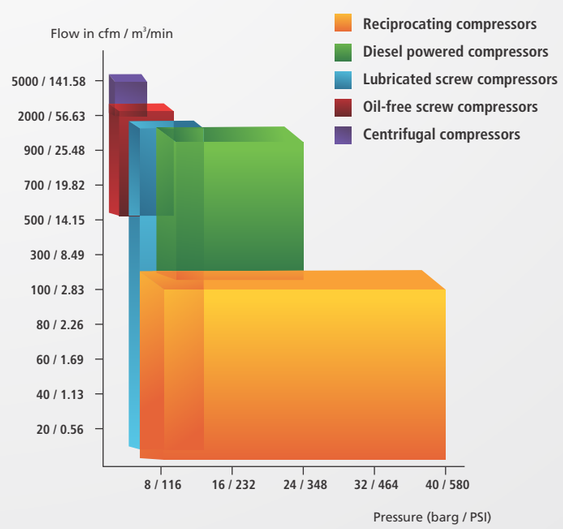

UPTiME

Air Up.

ROTARY SCREW AIR COMPRESSORS

Lubricated Screw Air Compressor
Single-Stage and Two-Stage Screw Compressors

Portable Compressor
Diesel and Electric Powered

CENTRIFUGAL AIR COMPRESSORS

RECIPROCATING AIR COMPRESSORS

Oil-free Piston Compressor

High Pressure Piston Compressor

Oil-Lubricated Piston Compressor